

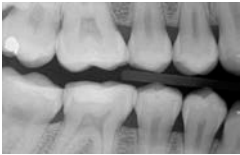





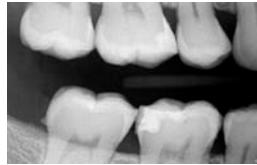



Different Types of Cleanings*

Hygiene Team Maintains Health	
1	2
Regular Cleaning (Prophy)	Debridement (FMD)
Removes stains, soft plaque and hard tartar from above the gumline. 1-3mm	Removes stains, soft plaque and hard tartar from above and below the gumline. 4-5mm
	
Pink tight gums	Red bleeding Gums (gingivitis)
	
High hard intact bone	High hard intact bone
Regular cleaning every 4-6 months	Check-up appointment in 7-8 weeks

Perio Team Manages Disease		
3	4	5
Pre-Cleaning Debridement	Root Cleaning (SRP)	Flap Surgery
Removes large amounts of hard tartar from above the gumline to allow diagnosis.	Removes hard tartar from under detached/loose gumline in areas where bone loss has occurred. 5-6mm	The gum specialist will lay back the gum tissue to expose the roots of the teeth so that they can be thoroughly cleaned. 6-7mm
		
Red bleeding gums and pus	Red bleeding gums, pus and recession	Red bleeding gums, pus, recession and loose teeth
		
Boneloss and barnacles (like on a ship)	Boneloss and barnacles (like on a ship)	Boneloss and barnacles (like on a ship)
Evaluation in 4 weeks with perio probing.	Check-up appointment in 7-8 weeks.	Patients that have had SRPs in the past with no improvement or severe bone loss. Periodontist will determine cleaning schedule.

If any detached/loose gum tissue does not resolve you will need to see the gum specialist (Periodontist) and may need additional treatment.